



### District Report Card: 2017


<b>State:</b> Telangana	<b>District:</b> Sangareddy
<b>Class:</b> 3	<b>Subject:</b> Language
<b>Schools:</b> 60	<b>Students:</b> 899


### Participation/Coverage


#### Students

<b>GENDER</b> 	Boys		Girls	
	Number	%	Number	%
	442	49.17	457	50.83

<b>AREA</b> 	Rural		Urban	
	Number	%	Number	%
	741	82.42	158	17.58

<b>CATEGORY</b> 	SC		ST		OBC		GEN	
	Number	%	Number	%	Number	%	Number	%
	270	30.03	97	10.79	480	53.39	52	5.78

<b>CWSN</b> 	LD	VI	HI	S&LD	ID	Oth
	1	2	0	1	2	0

<b>Management</b> 	Government		Government-aided	
	Number	%	Number	%
	888	98.78	11	1.22

### Average Performance of Students in Language (%)

Overall	Gender		Area		Management		Social Group			
	Male	Female	Rural	Urban	Govt.	Aided	SC	ST	OBC	GEN
73.41	73.54	73.27	76.32	59.75	73.26	85.45	75.26	69.83	73.21	72.31

## Performance on Learning Outcomes (LOs)

Learning Outcomes	Description	Average Performance(%)
L304	Reads small texts with comprehension i.e., identifies main ideas, details, sequence and draws conclusions	73.49
L312	Reads printed scripts on the classroom walls: poems, posters, charts etc.	73.24

Range of Performance of Students who Answered Correctly							
Below 30%		30% - 50%		50% - 75%		Above 75%	
Number	%	Number	%	Number	%	Number	%
27	3.00	124	13.79	272	30.26	476	52.95

## Lowest Performing Learning Outcomes (LOs)

1 - Reads printed scripts on the classroom walls: poems, posters, charts etc. (73.24)

2 - Reads small texts with comprehension i.e., identifies main ideas, details, sequence and draws conclusions (73.49)